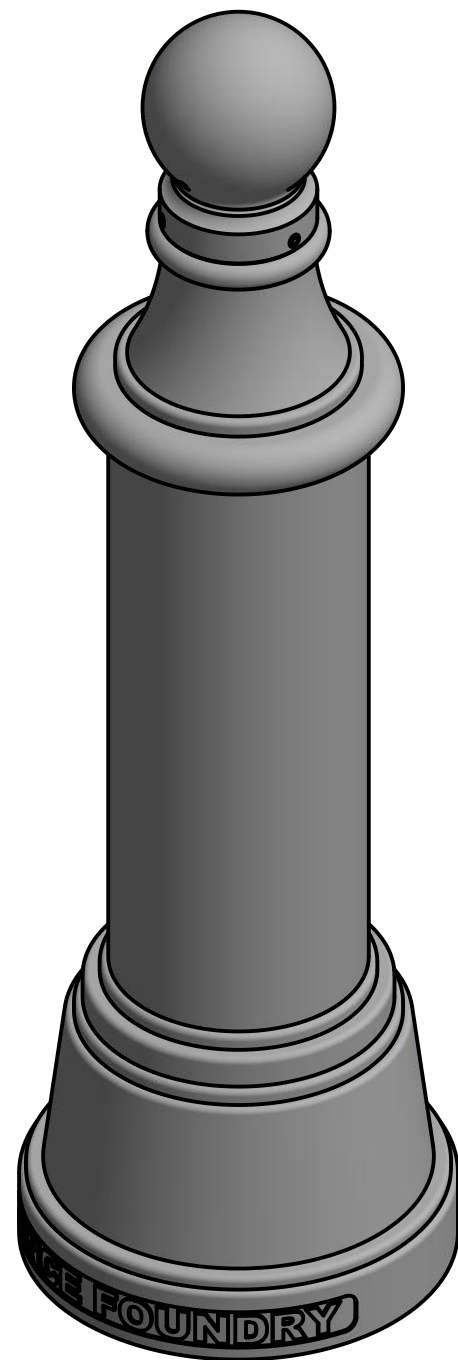
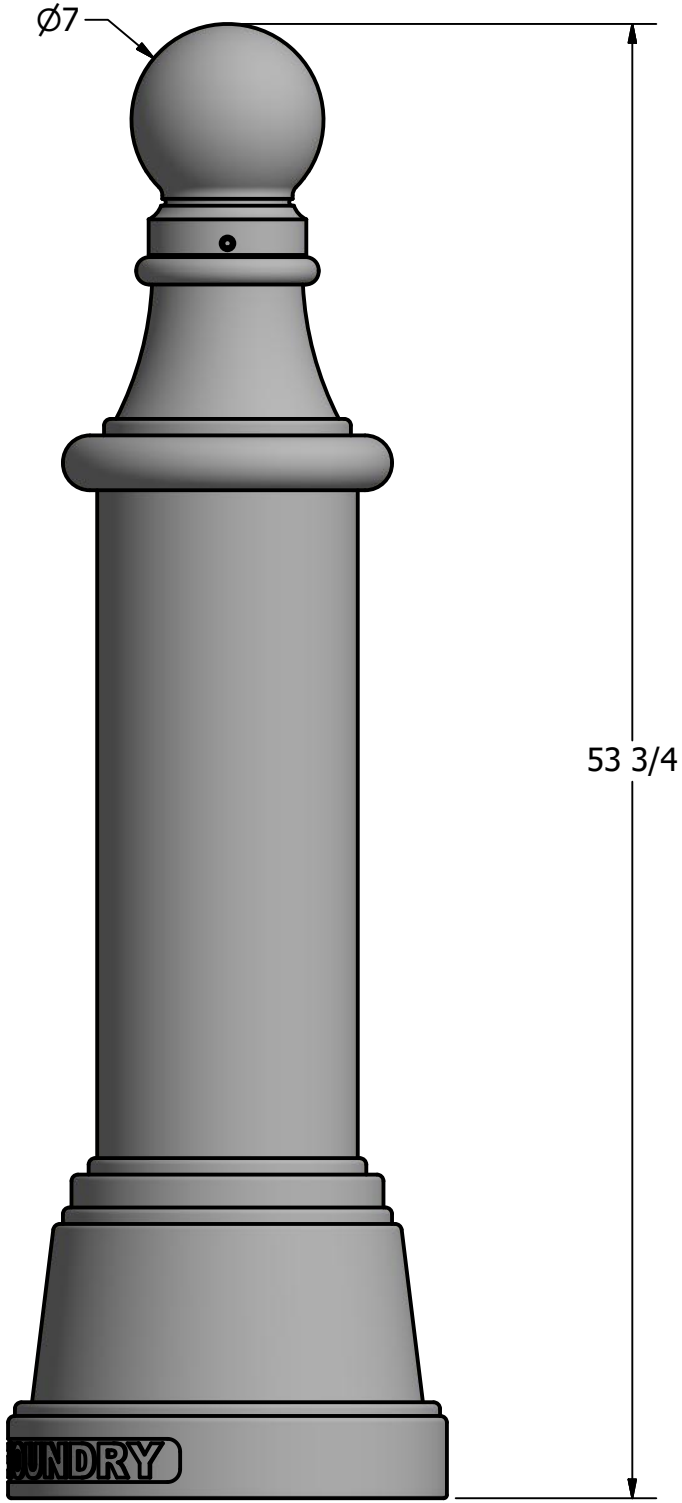
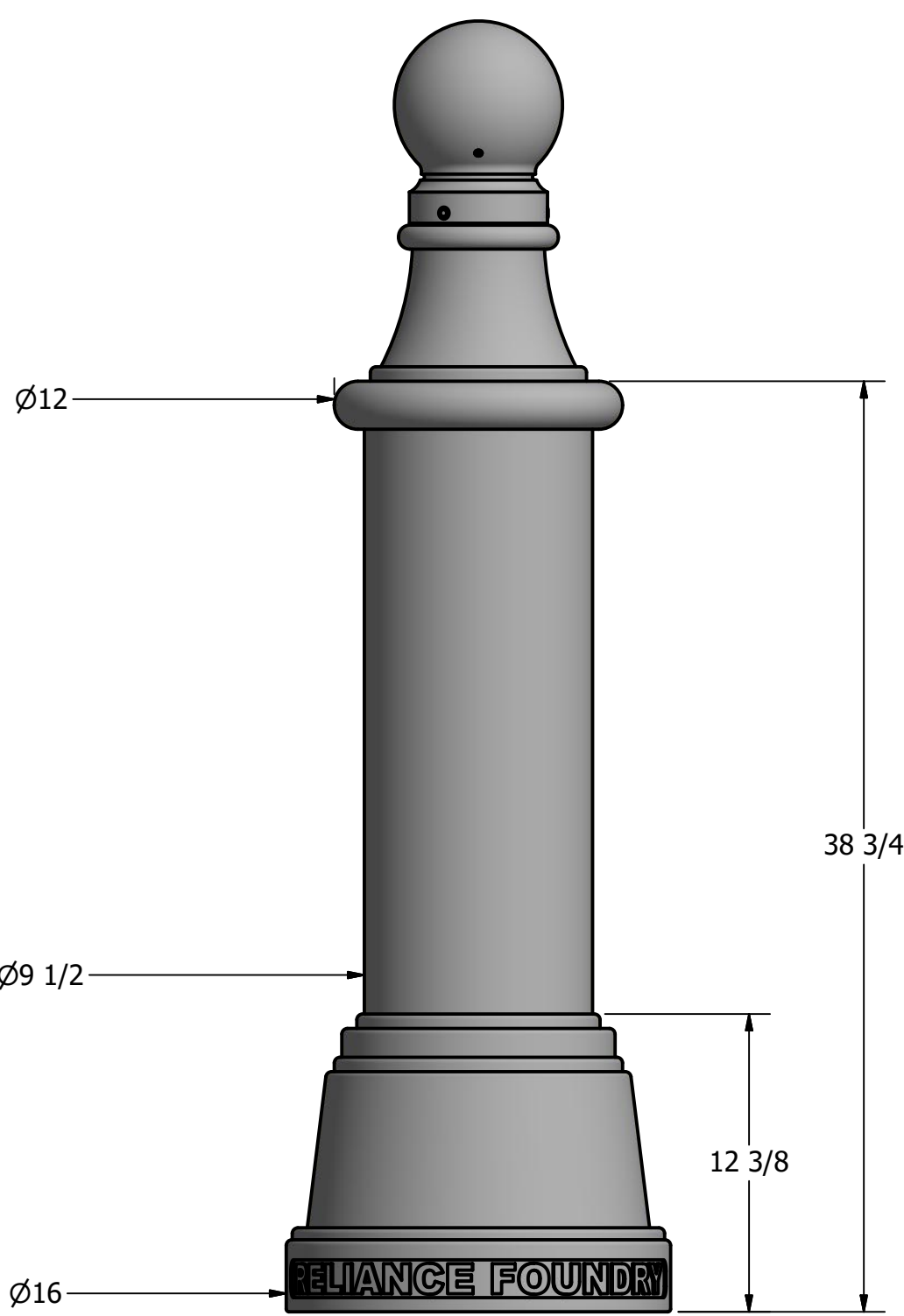
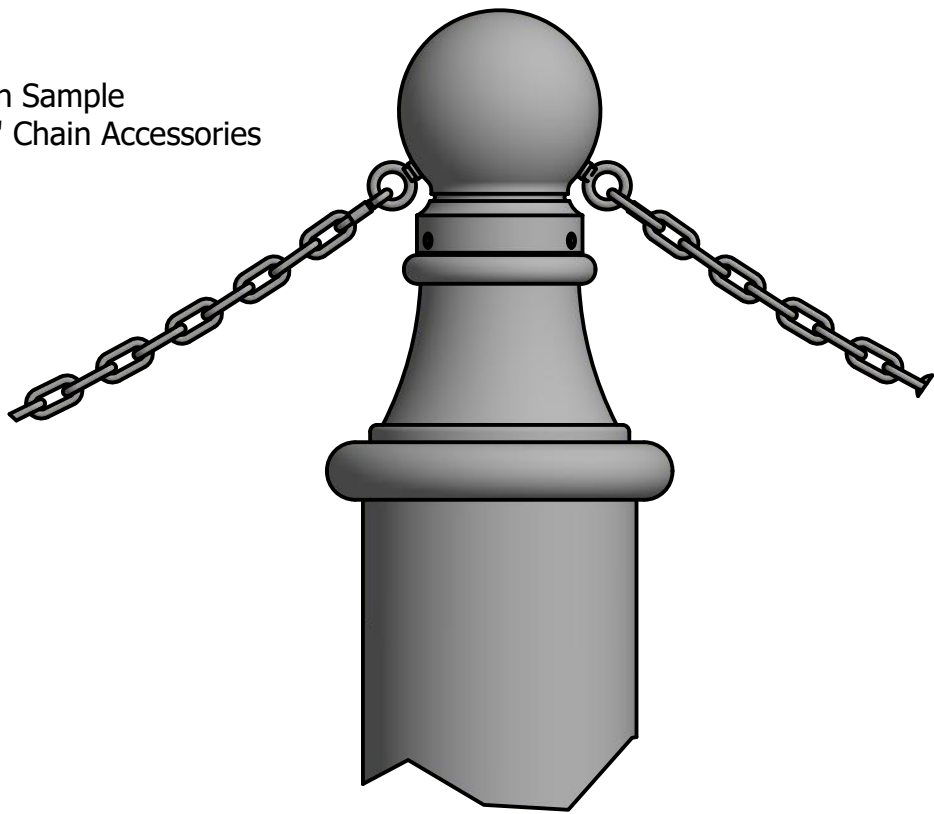


Bollard R-7593



Installation Sample  
with 5/16" Chain Accessories



Bollard Chain Eye 3/8"  
(Powder Coated)



Quick Link Connector 5/16"  
(Powder Coated)



Bollard Chain 5/16"  
(Powder Coated)

Optional Accessories:

- Chain Eye
- Quick link
- Chain (5/16")

See Reliance Foundry's optional accessories at:  
[www.reliance-foundry.com/bollard/accessories-bollards](http://www.reliance-foundry.com/bollard/accessories-bollards)

General Description:

The R-7593 Decorative Bollard is modelled after cannon barrels once used as boundary markers to demarcate newly conquered territories. Use R-7593 bollards to establish a commanding presence for high-profile buildings. Made from versatile ductile iron, its wide body suits larger pipe reinforcement (up to 8" diameter) for better impact protection. Bollard surfaces are protected by a durable powder coating, available in 6 standard colors, to prevent wear and corrosion. Use as fixed, stand-alone bollards or cover impact-resistant security posts.

Specifications:

Height: 53 3/4"  
Base Diameter: 16"  
Weight: 210 lbs ( Bollard Only )  
Material: Ductile Iron  
Max. Interior Security Post Size:  
8" x 36" (Diameter x Height)

Finish Options:

- Polyester Powdercoated

See Reliance Foundry's standard color options at:  
[www.reliance-foundry.com/bollard/colors-bollards](http://www.reliance-foundry.com/bollard/colors-bollards)

Installation Options:

- Fixed - Anchor Casting in New Concrete (see sheet 2 of 9)
- Fixed - Concrete Insert Anchor in Existing Concrete (see sheet 3 of 9)
- Fixed - Adhesive Anchor in Existing Concrete (see sheet 4 of 9)
- Fixed - Anchor Casting with Concrete Form (see sheet 5 of 9)
- Post Cover - New Post in New Concrete (see sheet 6 of 9)
- Post Cover - New Post in Existing Concrete (see sheet 7 of 9)
- Post Cover - Existing Post with Adhesive Anchor (see sheet 8 of 9)
- Post Cover - Existing Post with Concrete Anchor (see sheet 9 of 9)

For more information on bollard post installation, please visit:  
[www.reliance-foundry.com/bollard/installation-bollards](http://www.reliance-foundry.com/bollard/installation-bollards)

Care and Maintenance:

Reliance's line of bollards are finished with a long-lasting powder-coating. Proper care and maintenance are required. Regularly-performed inspections and routine cleaning will ensure that a bollard retains its aesthetic appeal and does not become damaged by the elements.

See Reliance Foundry's maintenance guide at:  
[www.reliance-foundry.com/bollard/maintenance-bollards](http://www.reliance-foundry.com/bollard/maintenance-bollards)

RELIANCE FOUNDRY  
— SINCE 1925 —

Unit 207, 6450 - 148 Street, Surrey, BC V3S 7G7, Canada  
1-877-789-3245 info@reliance-foundry.com  
[www.reliance-foundry.com](http://www.reliance-foundry.com)

TITLE

Bollard R-7593

SIZE

C

DWG NO

R7593

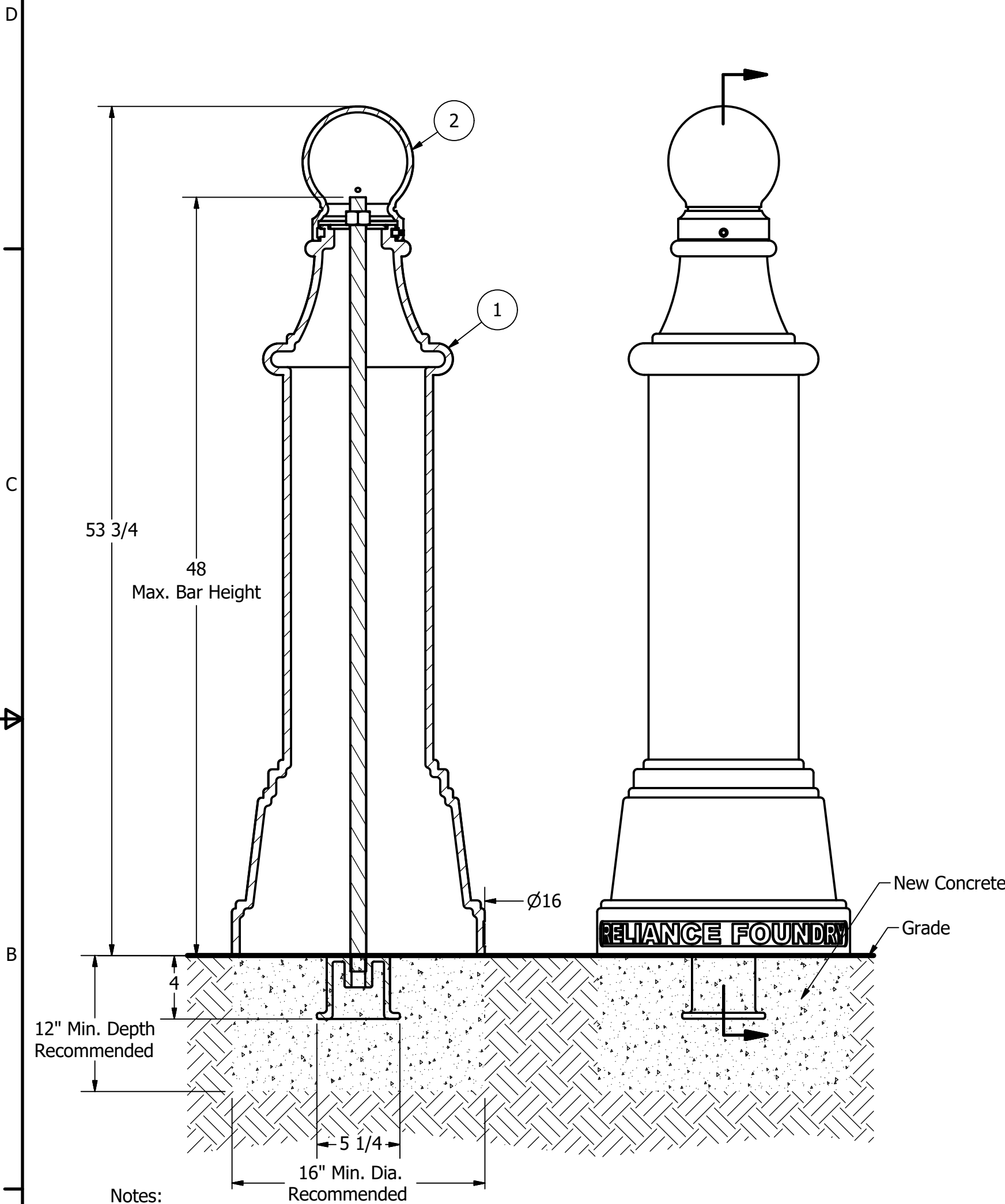
REV

C4

NOT TO SCALE

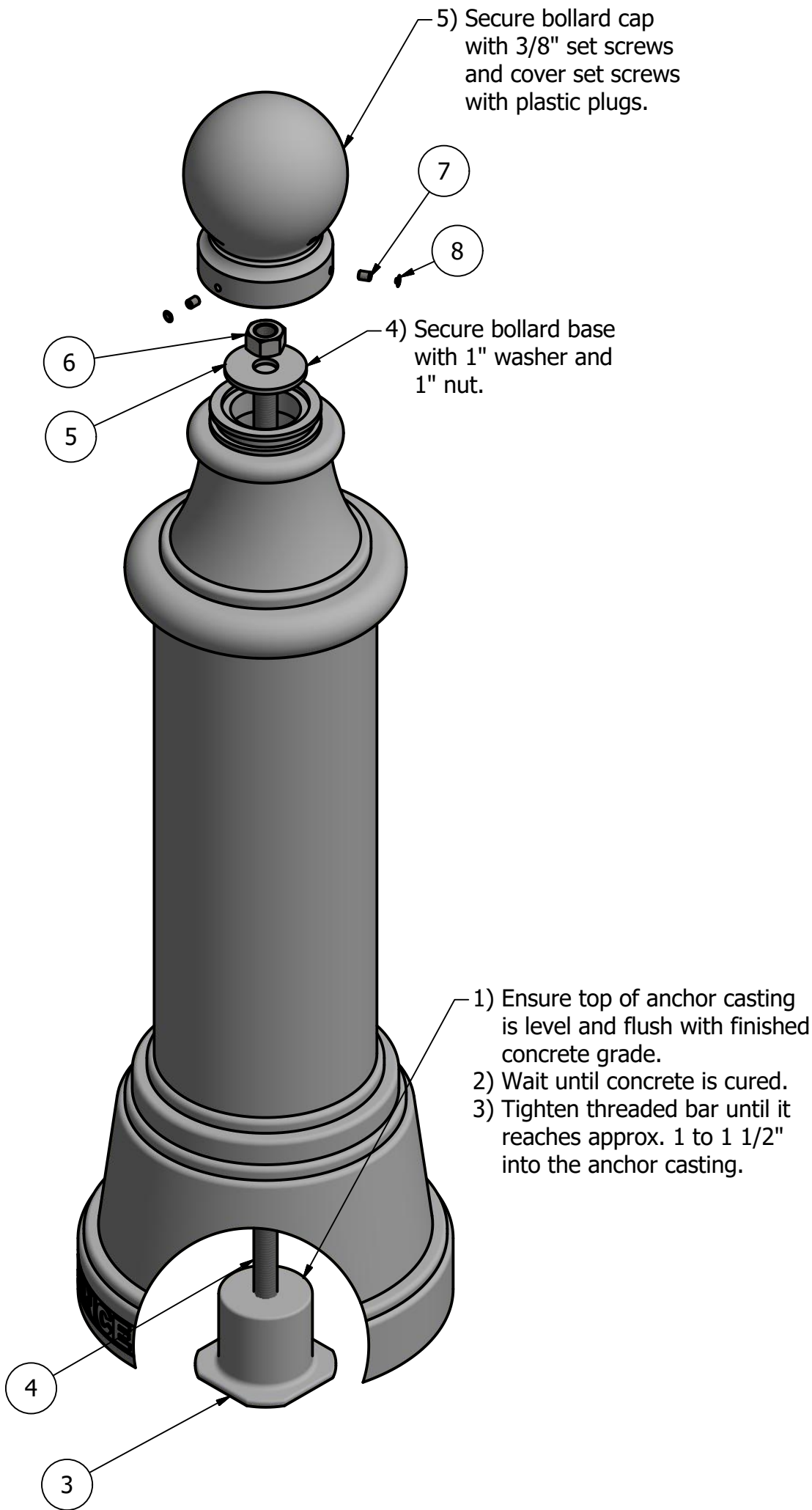
SHEET 1 OF 9

# Bollard R-7593



- Notes:
- 1) Bollard post is provided as shown. Concrete, foundation and/or installation ordered separately or provided by others.
  - 2) Minimum foundation sizes depend on local soil conditions, weather conditions, and engineering requirements.
  - 3) Dimensions provided herein is for reference only. Please consult Reliance Foundry sales professionals if any dimension is critical to your particular installation.
  - 4) Reliance Foundry reserves the right to amend design and specifications without prior notice for product improvement.

PARTS LIST					
ITEM	QTY	PART NUMBER	DESCRIPTION	MATERIAL	WEIGHT
1	1	R7593B	R7593 Base	Ductile Iron Powder Coated	195 lbs
2	1	R7593C	R7593 Cap	Ductile Iron Powder Coated	15 lbs
3	1	R7500AN 1"	R7500 Anchor Casting 1"	Ductile Iron Hot Dip Galvanized	8 3/8 lbs
4	1	R7500BAR 1"	R7500 Threaded Bar 1" x 49"	Steel Plated	9 1/8 lbs
5	1	Washer 1" OD 3 1/2"	Washer 1" OD 3 1/2" Thick 1/4"	Steel Plated	5/8 lbs
6	1	Hex Nut 1"	Hex Nut 1" - requires 1 1/2" wrench	Steel Plated	1/4 lbs
7	3	Hexagon Socket Set Screw 3/8" x 1/2"	Hexagon Socket Set Screw 3/8" x 1/2" - requires 3/16" hex key	Stainless Steel	
8	3	Polyethylene Plug 3/8"	Polyethylene Plug 3/8"	LDPE Black	



- Tools needed:
- 1) Measuring tape
  - 2) 1 1/2" wrench
  - 3) 3/16" hex key

## General Description:

The R-7593 Decorative Bollard is modelled after cannon barrels once used as boundary markers to demarcate newly conquered territories. Use R-7593 bollards to establish a commanding presence for high-profile buildings. Made from versatile ductile iron, its wide body suits larger pipe reinforcement (up to 8" diameter) for better impact protection. Bollard surfaces are protected by a durable powder coating, available in 6 standard colors, to prevent wear and corrosion. Use as fixed, stand-alone bollards or cover impact-resistant security posts.

## Specifications:

Height: 53 3/4"  
Base Diameter: 16"  
Weight: 210 lbs ( Bollard Only )  
Material: Ductile Iron  
Max. Interior Security Post Size:  
8" x 36" (Diameter x Height)

## Finish Options:

- ⊙ Polyester Powdercoated

See Reliance Foundry's standard color options at:  
[www.reliance-foundry.com/bollard/colors-bollards](http://www.reliance-foundry.com/bollard/colors-bollards)

## Installation Options:

- ⊙ Fixed - Anchor Casting in New Concrete (see sheet 2 of 9)
- ⊙ Fixed - Concrete Insert Anchor in Existing Concrete (see sheet 3 of 9)
- ⊙ Fixed - Adhesive Anchor in Existing Concrete (see sheet 4 of 9)
- ⊙ Fixed - Anchor Casting with Concrete Form (see sheet 5 of 9)
- ⊙ Post Cover - New Post in New Concrete (see sheet 6 of 9)
- ⊙ Post Cover - New Post in Existing Concrete (see sheet 7 of 9)
- ⊙ Post Cover - Existing Post with Adhesive Anchor (see sheet 8 of 9)
- ⊙ Post Cover - Existing Post with Concrete Anchor (see sheet 9 of 9)

For more information on bollard post installation, please visit:  
[www.reliance-foundry.com/bollard/installation-bollards](http://www.reliance-foundry.com/bollard/installation-bollards)

## Care and Maintenance:

Reliance's line of bollards are finished with a long-lasting powder-coating. Proper care and maintenance are required. Regularly-performed inspections and routine cleaning will ensure that a bollard retains its aesthetic appeal and does not become damaged by the elements.

See Reliance Foundry's maintenance guide at:  
[www.reliance-foundry.com/bollard/maintenance-bollards](http://www.reliance-foundry.com/bollard/maintenance-bollards)

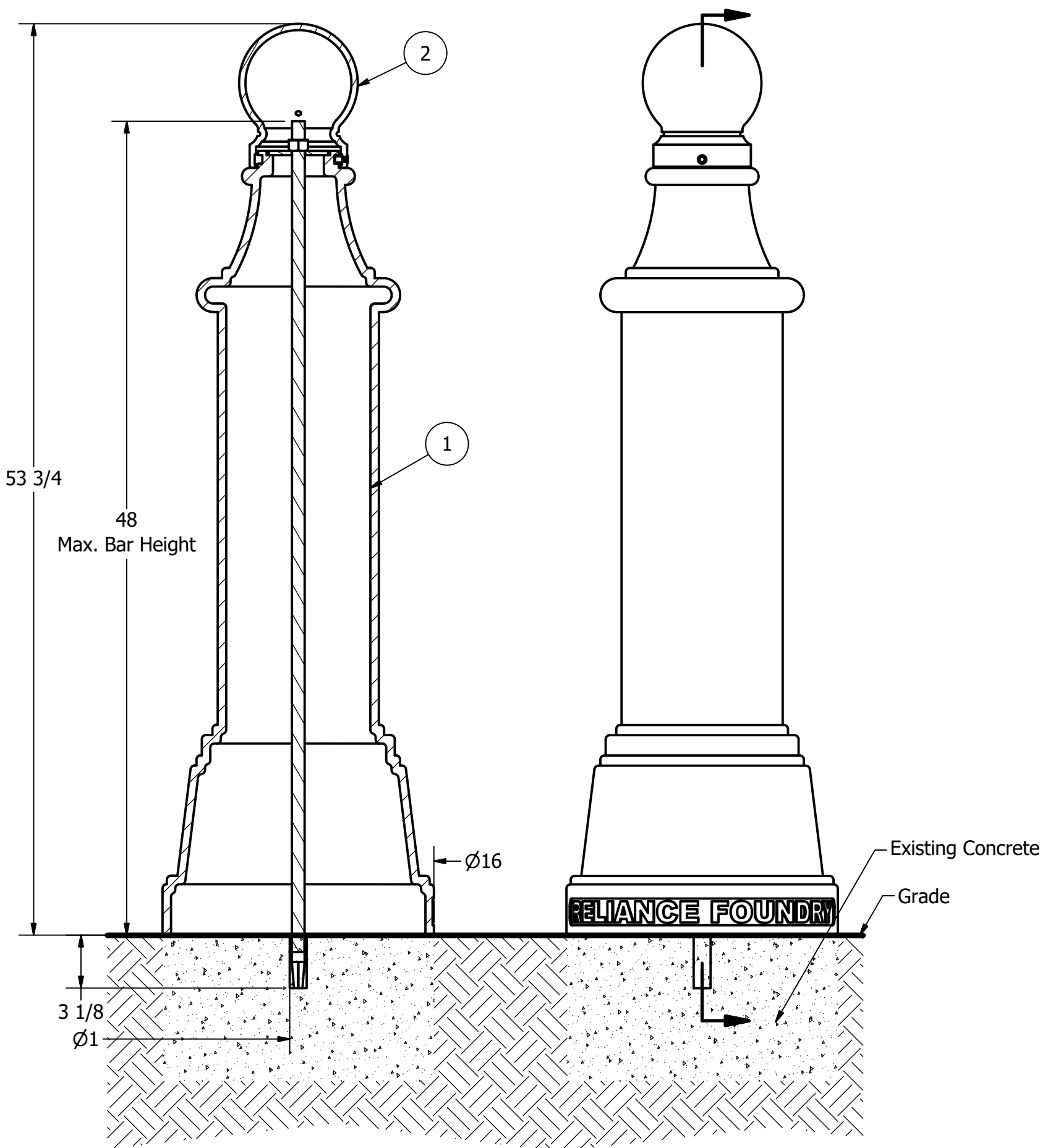
**RELIANCE FOUNDRY**  
— SINCE 1925 —

Unit 207, 6450 - 148 Street, Surrey, BC V3S 7G7, Canada  
1-877-789-3245 info@reliance-foundry.com  
[www.reliance-foundry.com](http://www.reliance-foundry.com)

TITLE			
Bollard R-7593			
SIZE		DWG NO	REV
C		R7593	C4

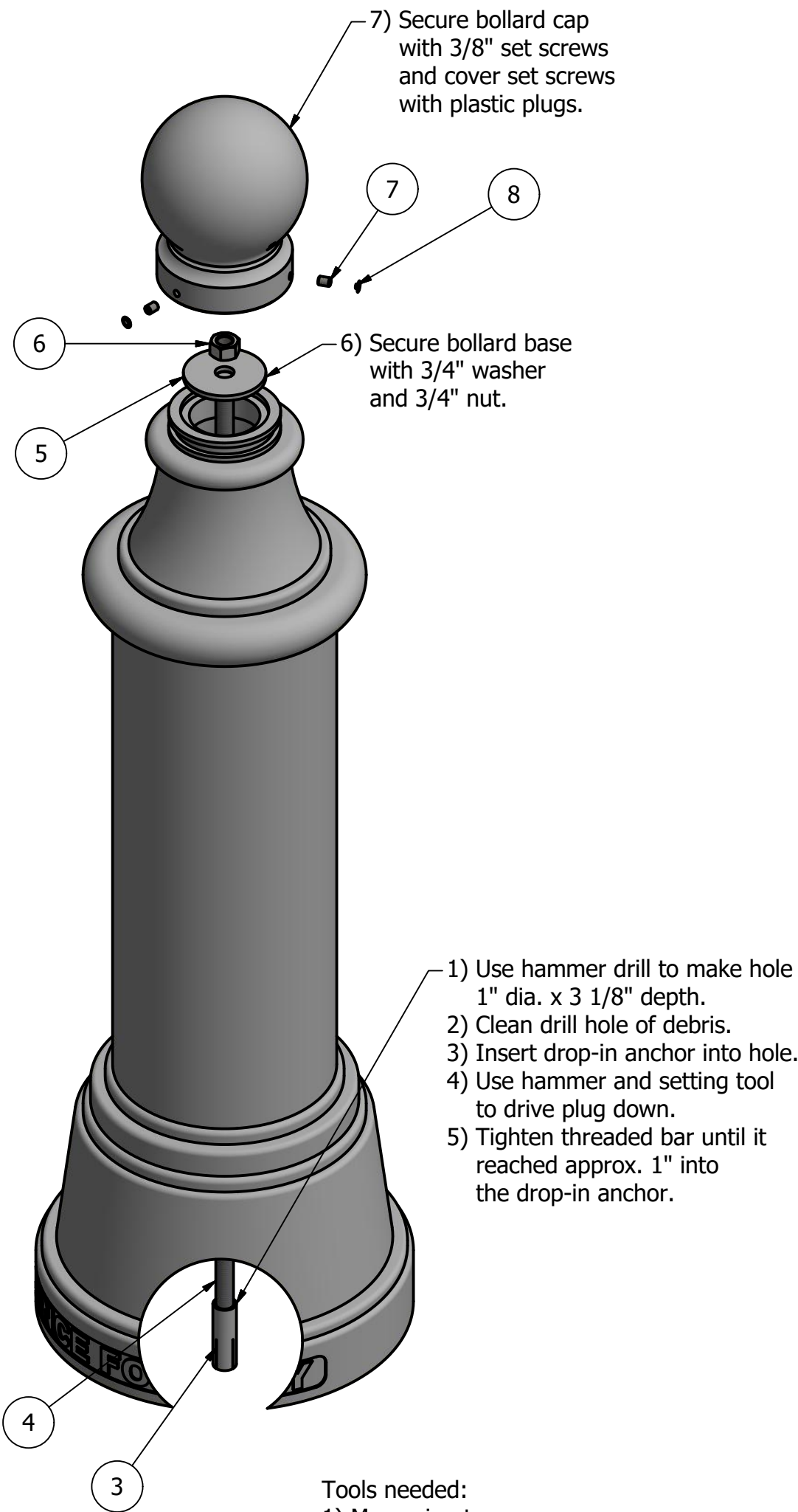


# Bollard R-7593



## Notes:

- 1) Bollard post is provided as shown. Concrete, foundation and/or installation ordered separately or provided by others.
- 2) Minimum foundation sizes depend on local soil conditions, weather conditions, and engineering requirements.
- 3) Dimensions provided herein is for reference only. Please consult Reliance Foundry sales professionals if any dimension is critical to your particular installation.
- 4) Reliance Foundry reserves the right to amend design and specifications without prior notice for product improvement.



## General Description:

The R-7593 Decorative Bollard is modelled after cannon barrels once used as boundary markers to demarcate newly conquered territories. Use R-7593 bollards to establish a commanding presence for high-profile buildings. Made from versatile ductile iron, its wide body suits larger pipe reinforcement (up to 8" diameter) for better impact protection. Bollard surfaces are protected by a durable powder coating, available in 6 standard colors, to prevent wear and corrosion. Use as fixed, stand-alone bollards or cover impact-resistant security posts.

## Specifications:

Height: 53 3/4"  
Base Diameter: 16"  
Weight: 210 lbs ( Bollard Only )  
Material: Ductile Iron  
Max. Interior Security Post Size:  
8" x 36" (Diameter x Height)

## Finish Options:

⊙ Polyester Powdercoated

See Reliance Foundry's standard color options at:  
[www.reliance-foundry.com/bollard/colors-bollards](http://www.reliance-foundry.com/bollard/colors-bollards)

## Installation Options:

- Fixed - Anchor Casting in New Concrete (see sheet 2 of 9)
- ⊙ Fixed - Concrete Insert Anchor in Existing Concrete (see sheet 3 of 9)
- Fixed - Adhesive Anchor in Existing Concrete (see sheet 4 of 9)
- Fixed - Anchor Casting with Concrete Form (see sheet 5 of 9)
- Post Cover - New Post in New Concrete (see sheet 6 of 9)
- Post Cover - New Post in Existing Concrete (see sheet 7 of 9)
- Post Cover - Existing Post with Adhesive Anchor (see sheet 8 of 9)
- Post Cover - Existing Post with Concrete Anchor (see sheet 9 of 9)

For more information on bollard post installation, please visit:  
[www.reliance-foundry.com/bollard/installation-bollards](http://www.reliance-foundry.com/bollard/installation-bollards)

## Care and Maintenance:

Reliance's line of bollards are finished with a long-lasting powder-coating. Proper care and maintenance are required. Regularly-performed inspections and routine cleaning will ensure that a bollard retains its aesthetic appeal and does not become damaged by the elements.

See Reliance Foundry's maintenance guide at:  
[www.reliance-foundry.com/bollard/maintenance-bollards](http://www.reliance-foundry.com/bollard/maintenance-bollards)

**RELIANCE FOUNDRY**  
— SINCE 1925 —

Unit 207, 6450 - 148 Street, Surrey, BC V3S 7G7, Canada  
1-877-789-3245 info@reliance-foundry.com  
[www.reliance-foundry.com](http://www.reliance-foundry.com)

TITLE

**Bollard R-7593**

SIZE

**C**

DWG NO

**R7593**

REV

**C4**

COPYRIGHT RESERVED THIS PLAN DRAWING AND DESIGN ARE, AND AT ALL TIMES REMAIN, THE EXCLUSIVE PROPERTY OF RELIANCE FOUNDRY CO. LTD.

NOT TO SCALE

SHEET 3 OF 9

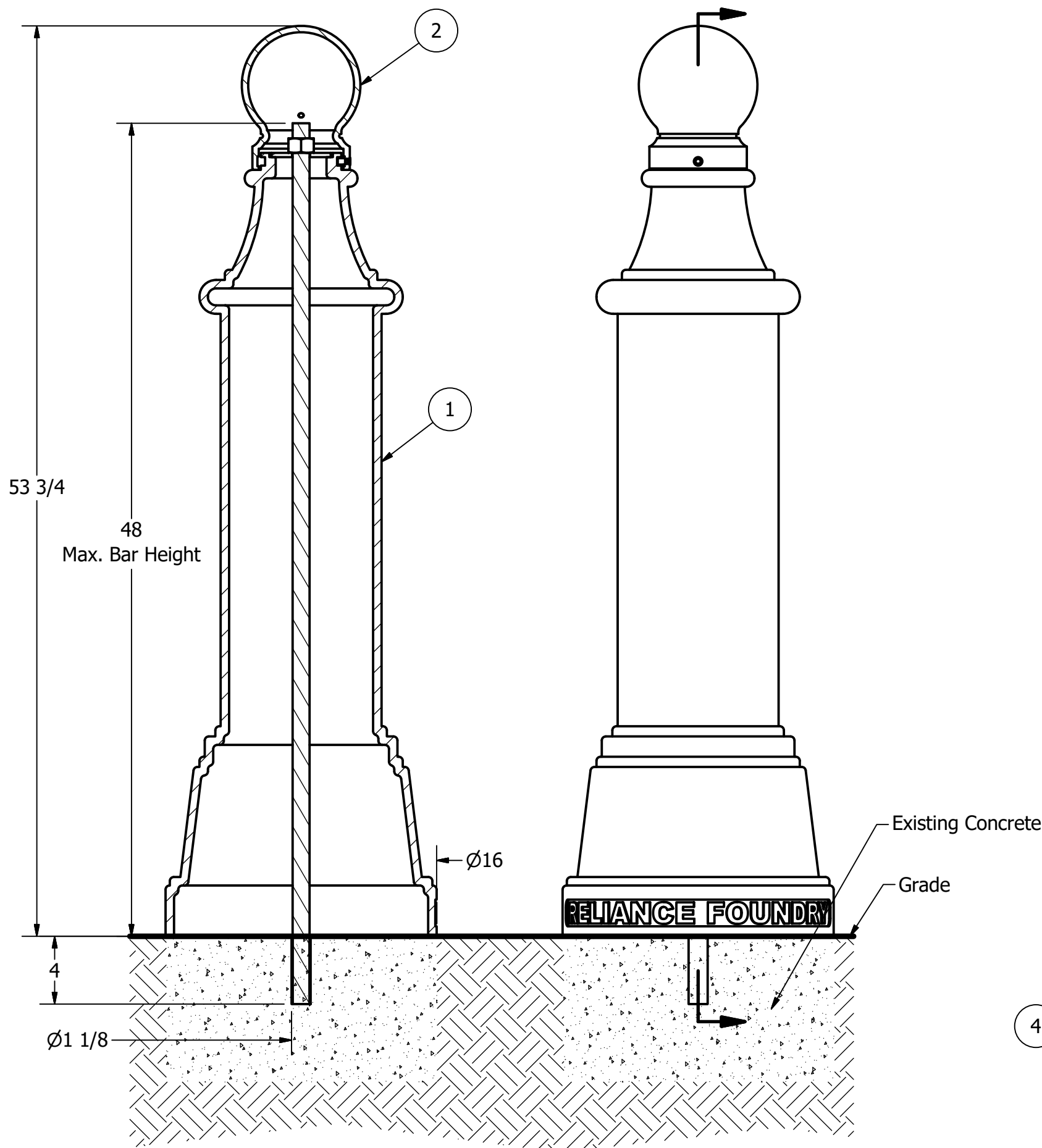
# Bollard R-7593

D

C

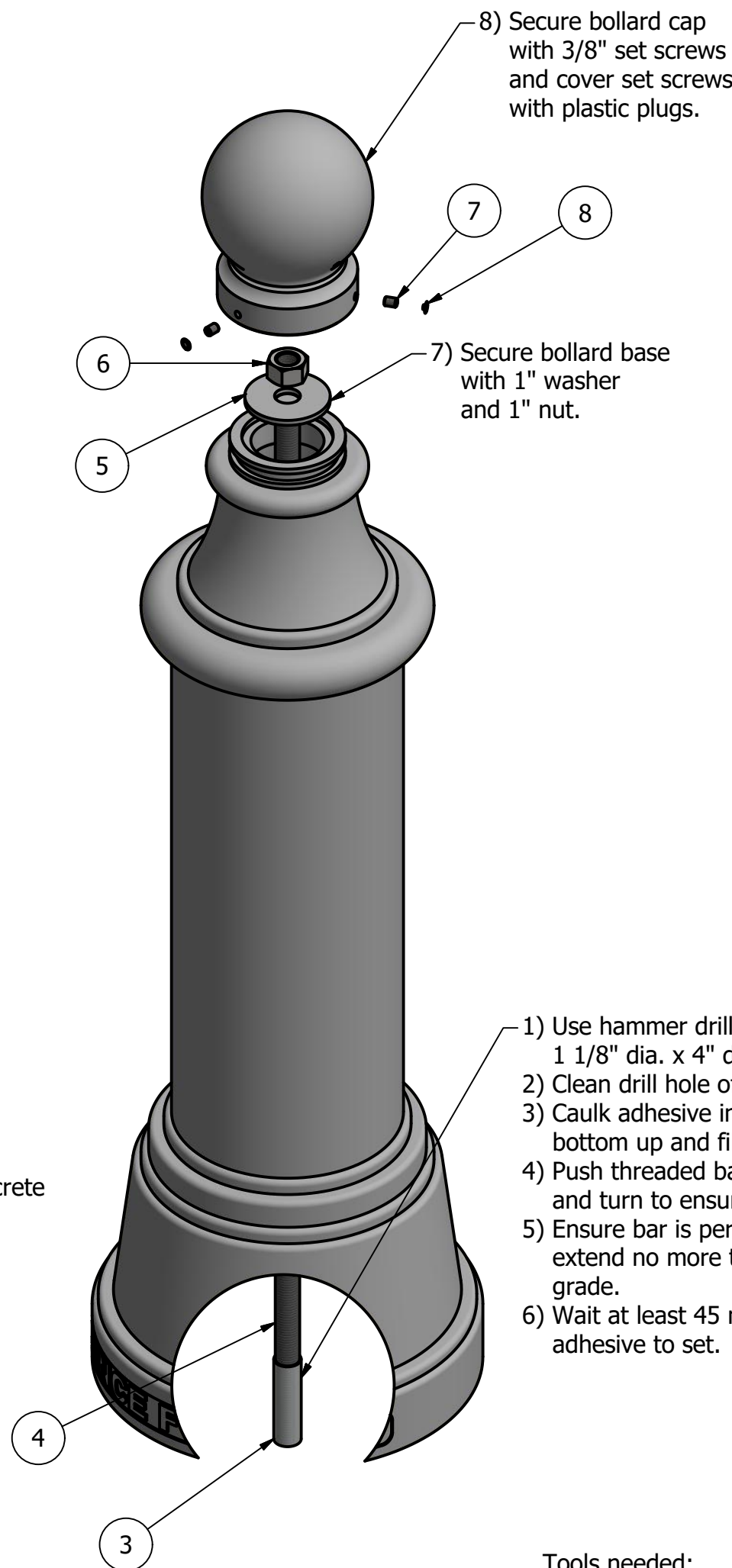
B

A



## Notes:

- 1) Bollard post is provided as shown. Concrete, foundation and/or installation ordered separately or provided by others.
- 2) Minimum foundation sizes depend on local soil conditions, weather conditions, and engineering requirements.
- 3) Dimensions provided herein is for reference only. Please consult Reliance Foundry sales professionals if any dimension is critical to your particular installation.
- 4) Reliance Foundry reserves the right to amend design and specifications without prior notice for product improvement.



## Tools needed:

- 1) Measuring tape
- 2) 1 1/2" wrench
- 3) 3/16" hex key
- 4) Hammer drill
- 5) 1 1/8" Masonry drill bit
- 6) Caulking gun and utility knife

## General Description:

The R-7593 Decorative Bollard is modelled after cannon barrels once used as boundary markers to demarcate newly conquered territories. Use R-7593 bollards to establish a commanding presence for high-profile buildings. Made from versatile ductile iron, its wide body suits larger pipe reinforcement (up to 8" diameter) for better impact protection. Bollard surfaces are protected by a durable powder coating, available in 6 standard colors, to prevent wear and corrosion. Use as fixed, stand-alone bollards or cover impact-resistant security posts.

## Specifications:

Height: 53 3/4"  
Base Diameter: 16"  
Weight: 210 lbs ( Bollard Only )  
Material: Ductile Iron  
Max. Interior Security Post Size:  
8" x 36" (Diameter x Height)

## Finish Options:

- ⊙ Polyester Powdercoated

See Reliance Foundry's standard color options at:  
[www.reliance-foundry.com/bollard/colors-bollards](http://www.reliance-foundry.com/bollard/colors-bollards)

## Installation Options:

- Fixed - Anchor Casting in New Concrete (see sheet 2 of 9)
- Fixed - Concrete Insert Anchor in Existing Concrete (see sheet 3 of 9)
- ⊙ Fixed - Adhesive Anchor in Existing Concrete (see sheet 4 of 9)
- Fixed - Anchor Casting with Concrete Form (see sheet 5 of 9)
- Post Cover - New Post in New Concrete (see sheet 6 of 9)
- Post Cover - New Post in Existing Concrete (see sheet 7 of 9)
- Post Cover - Existing Post with Adhesive Anchor (see sheet 8 of 9)
- Post Cover - Existing Post with Concrete Anchor (see sheet 9 of 9)

For more information on bollard post installation, please visit:  
[www.reliance-foundry.com/bollard/installation-bollards](http://www.reliance-foundry.com/bollard/installation-bollards)

## Care and Maintenance:

Reliance's line of bollards are finished with a long-lasting powder-coating. Proper care and maintenance are required. Regularly-performed inspections and routine cleaning will ensure that a bollard retains its aesthetic appeal and does not become damaged by the elements.

See Reliance Foundry's maintenance guide at:  
[www.reliance-foundry.com/bollard/maintenance-bollards](http://www.reliance-foundry.com/bollard/maintenance-bollards)

**RELIANCE FOUNDRY**  
— SINCE 1925 —

Unit 207, 6450 - 148 Street, Surrey, BC V3S 7G7, Canada  
1-877-789-3245 info@reliance-foundry.com  
[www.reliance-foundry.com](http://www.reliance-foundry.com)

TITLE

**Bollard R-7593**

SIZE  
**C**

DWG NO  
**R7593**

REV  
**C4**

NOT TO SCALE

SHEET 4 OF 9

## PARTS LIST

ITEM	QTY	PART NUMBER	DESCRIPTION	MATERIAL	WEIGHT
1	1	R7593B	R7593 Base	Ductile Iron Powder Coated	195 lbs
2	1	R7593C	R7593 Cap	Ductile Iron Powder Coated	15 lbs
3	1	Adhesive Anchor	AC100+ Gold Adhesive Anchoring System	Vinylester Adhesive Mortar	5/8 lbs
4	1	R7500BAR 1"	R7500 Threaded Bar 1" x 52"	Steel Plated	9 5/8 lbs
5	1	Washer 1" OD 3 1/2"	Washer 1" OD 3 1/2" Thick 1/4"	Steel Plated	5/8 lbs
6	1	Hex Nut 1"	Hex Nut 1" - requires 1 1/2" wrench	Steel Plated	1/4 lbs
7	3	Hexagon Socket Set Screw 3/8" x 1/2"	Hexagon Socket Set Screw 3/8" x 1/2" - requires 3/16" hex key	Stainless Steel	
8	3	Polyethylene Plug 3/8"	Polyethylene Plug 3/8"	LDPE Black	

COPYRIGHT RESERVED THIS PLAN DRAWING AND DESIGN ARE, AND AT ALL TIMES REMAIN, THE EXCLUSIVE PROPERTY OF RELIANCE FOUNDRY CO. LTD.

4

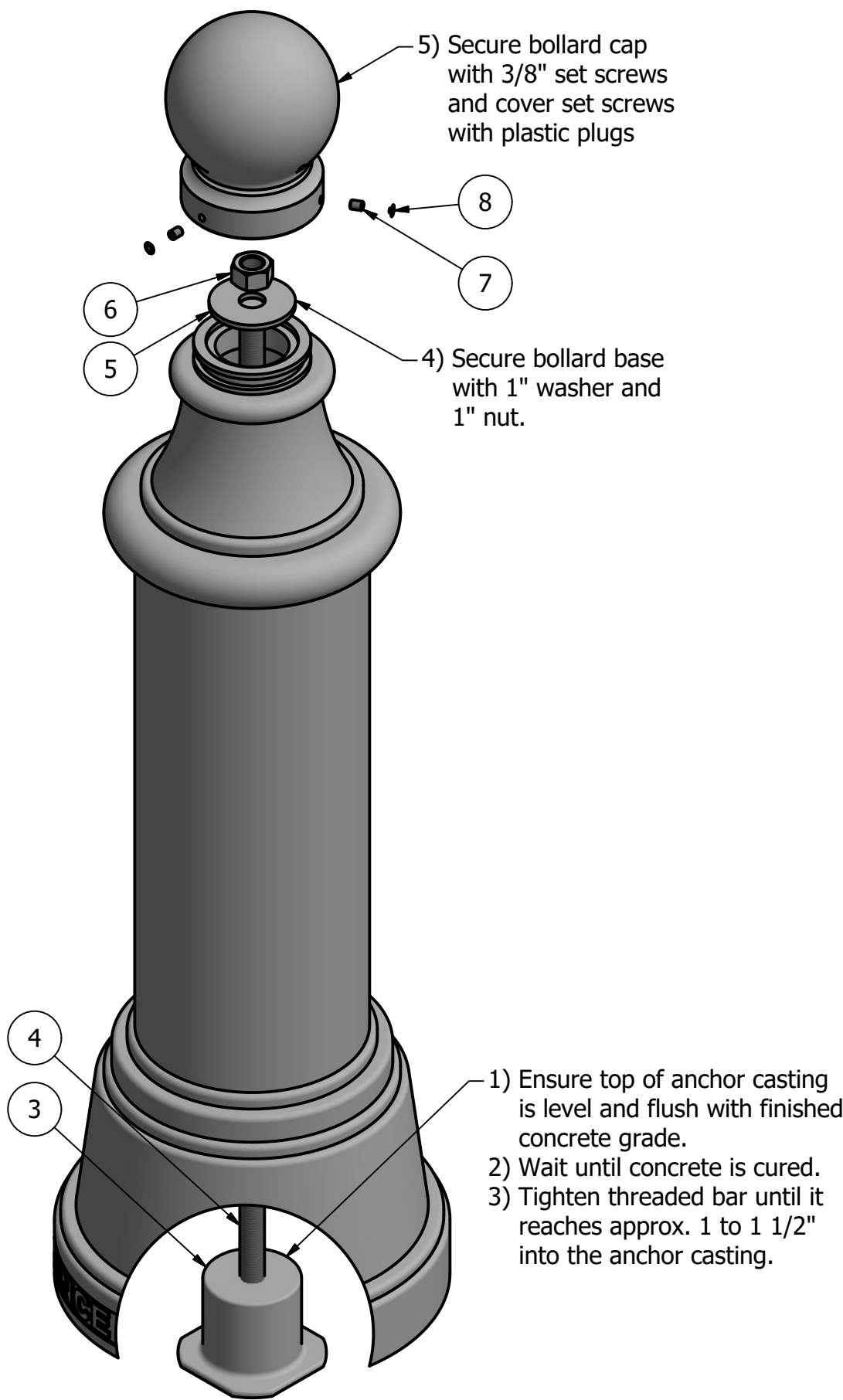
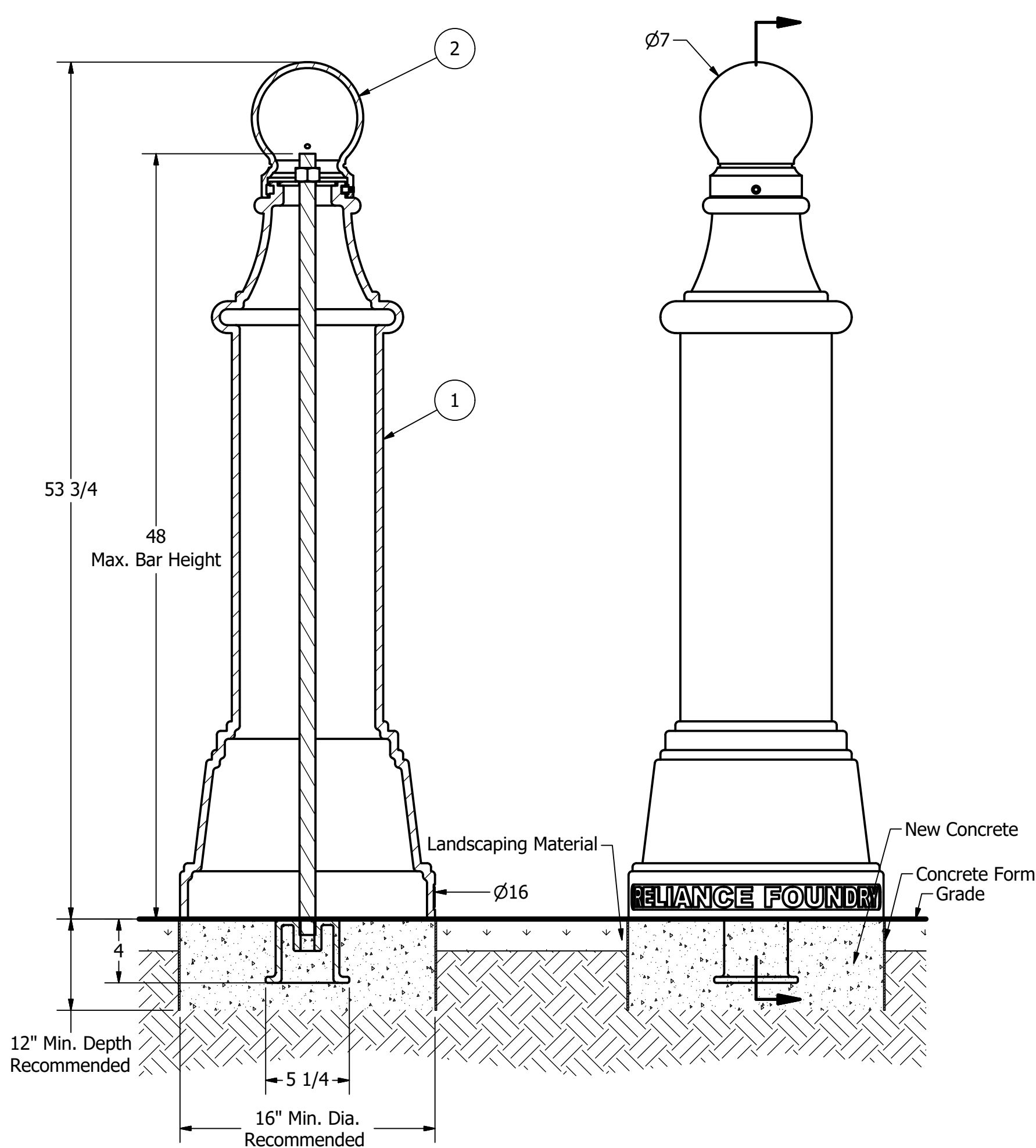
3

2

1



# Bollard R-7593



## General Description:

The R-7593 Decorative Bollard is modelled after cannon barrels once used as boundary markers to demarcate newly conquered territories. Use R-7593 bollards to establish a commanding presence for high-profile buildings. Made from versatile ductile iron, its wide body suits larger pipe reinforcement (up to 8" diameter) for better impact protection. Bollard surfaces are protected by a durable powder coating, available in 6 standard colors, to prevent wear and corrosion. Use as fixed, stand-alone bollards or cover impact-resistant security posts.

## Specifications:

Height: 53 3/4"  
Base Diameter: 16"  
Weight: 210 lbs ( Bollard Only )  
Material: Ductile Iron  
Max. Interior Security Post Size:  
8" x 36" (Diameter x Height)

## Finish Options:

⊙ Polyester Powdercoated

See Reliance Foundry's standard color options at:  
[www.reliance-foundry.com/bollard/colors-bollards](http://www.reliance-foundry.com/bollard/colors-bollards)

## Installation Options:

- Fixed - Anchor Casting in New Concrete (see sheet 2 of 9)
- Fixed - Concrete Insert Anchor in Existing Concrete (see sheet 3 of 9)
- Fixed - Adhesive Anchor in Existing Concrete (see sheet 4 of 9)
- ⊙ Fixed - Anchor Casting with Concrete Form (see sheet 5 of 9)
- Post Cover - New Post in New Concrete (see sheet 6 of 9)
- Post Cover - New Post in Existing Concrete (see sheet 7 of 9)
- Post Cover - Existing Post with Adhesive Anchor (see sheet 8 of 9)
- Post Cover - Existing Post with Concrete Anchor (see sheet 9 of 9)

For more information on bollard post installation, please visit:  
[www.reliance-foundry.com/bollard/installation-bollards](http://www.reliance-foundry.com/bollard/installation-bollards)

## Care and Maintenance:

Reliance's line of bollards are finished with a long-lasting powder-coating. Proper care and maintenance are required. Regularly-performed inspections and routine cleaning will ensure that a bollard retains its aesthetic appeal and does not become damaged by the elements.

See Reliance Foundry's maintenance guide at:  
[www.reliance-foundry.com/bollard/maintenance-bollards](http://www.reliance-foundry.com/bollard/maintenance-bollards)

### Notes:

- 1) Bollard post is provided as shown. Concrete, foundation and/or installation ordered separately or provided by others.
- 2) Minimum foundation sizes depend on local soil conditions, weather conditions, and engineering requirements.
- 3) Dimensions provided herein is for reference only. Please consult Reliance Foundry sales professionals if any dimension is critical to your particular installation.
- 4) Reliance Foundry reserves the right to amend design and specifications without prior notice for product improvement.

### Tools needed:

- 1) Measuring tape
- 2) 1 1/2" wrench
- 3) 3/16" hex key

### PARTS LIST

ITEM	QTY	PART NUMBER	DESCRIPTION	MATERIAL	WEIGHT
1	1	R7593B	R7593 Base	Ductile Iron Powder Coated	195 lbs
2	1	R7593C	R7593 Cap	Ductile Iron Powder Coated	15 lbs
3	1	R7500AN 1"	R7500 Anchor Casting 1"	Ductile Iron Hot Dip Galvanized	8 3/8 lbs
4	1	R7500BAR 1"	R7500 Threaded Bar 1" x 49"	Steel Plated	9 1/8 lbs
5	1	Washer 1" OD 3 1/2"	Washer 1" OD 3 1/2" Thick 1/4"	Steel Plated	5/8 lbs
6	1	Hex Nut 1"	Hex Nut 1" - requires 1 1/2" wrench	Steel Plated	1/4 lbs
7	3	Hexagon Socket Set Screw 3/8" x 1/2"	Hexagon Socket Set Screw 3/8" x 1/2" - requires 3/16" hex key	Stainless Steel	
8	3	Polyethylene Plug 3/8"	Polyethylene Plug 3/8"	LDPE Black	

**RELIANCE FOUNDRY**  
— SINCE 1925 —

Unit 207, 6450 - 148 Street, Surrey, BC V3S 7G7, Canada  
1-877-789-3245 info@reliance-foundry.com  
[www.reliance-foundry.com](http://www.reliance-foundry.com)

TITLE

**Bollard R-7593**

SIZE

C

DWG NO

R7593

REV

C4

COPYRIGHT RESERVED THIS PLAN DRAWING AND DESIGN ARE, AND AT ALL TIMES REMAIN, THE EXCLUSIVE PROPERTY OF RELIANCE FOUNDRY CO. LTD.

NOT TO SCALE

SHEET 5 OF 9

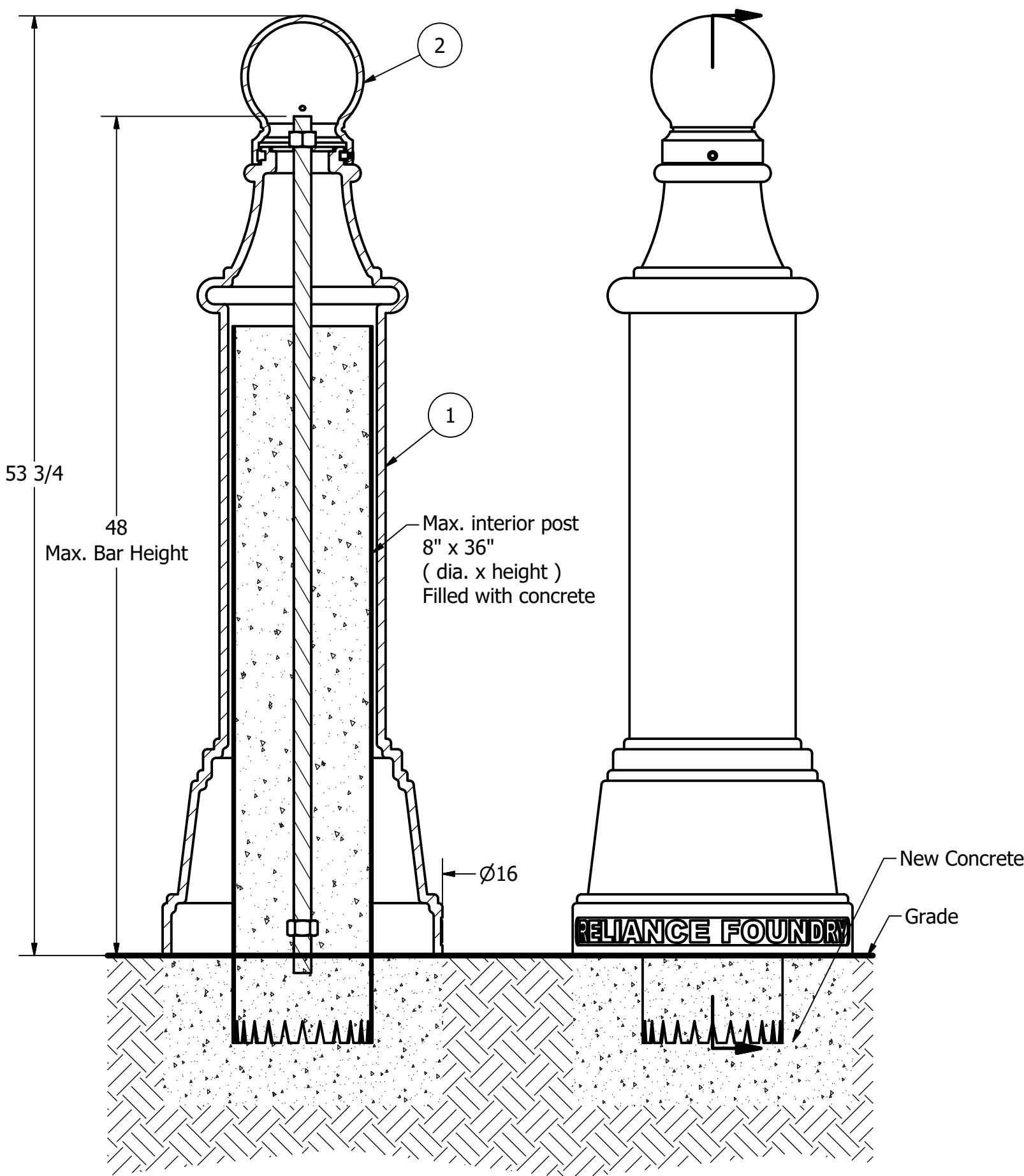
# Bollard R-7593

D

C

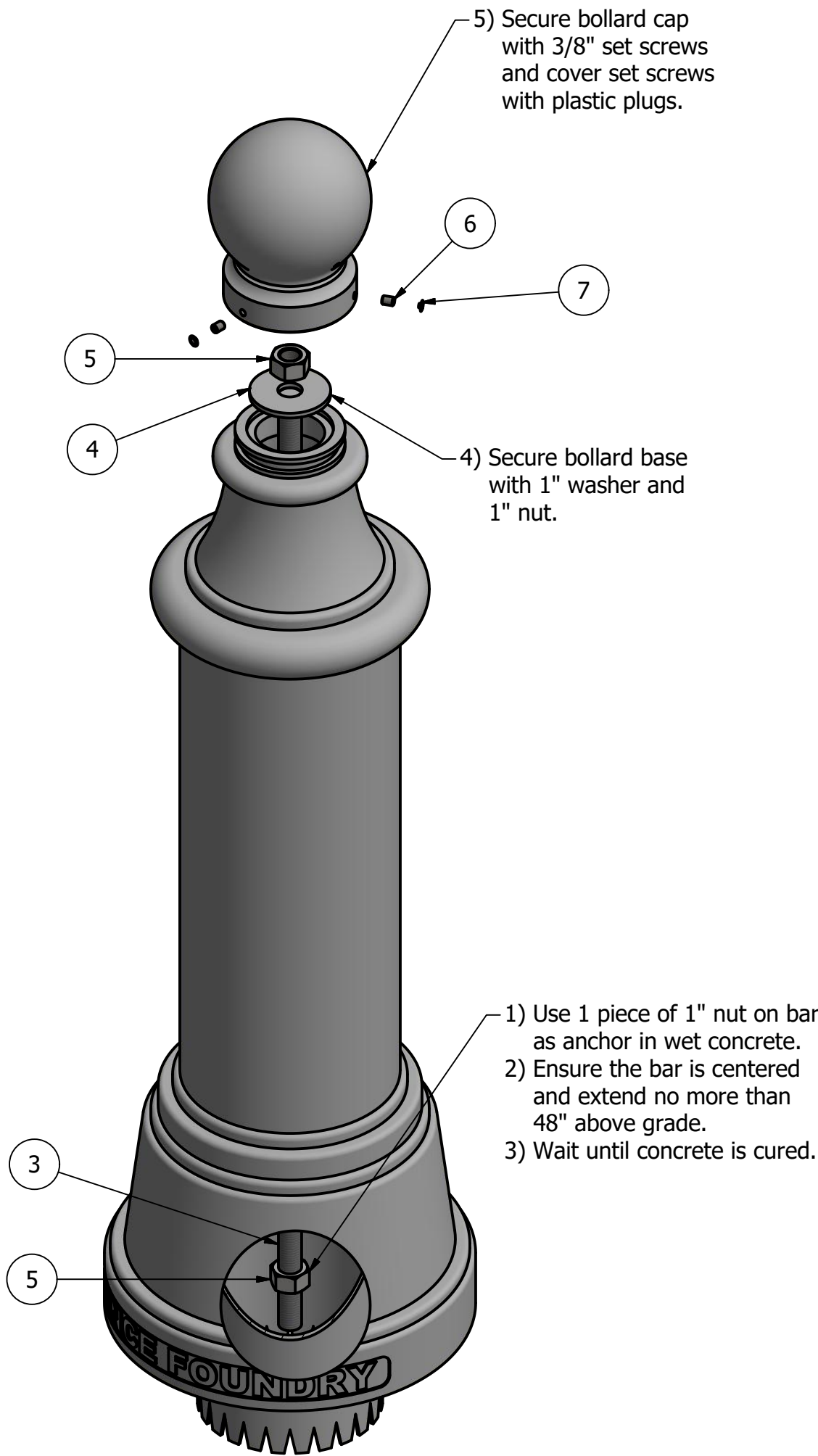
B

A



## Notes:

- 1) Bollard post is provided as shown. Concrete, foundation and/or installation ordered separately or provided by others.
- 2) Minimum foundation sizes depend on local soil conditions, weather conditions, and engineering requirements.
- 3) Dimensions provided herein is for reference only. Please consult Reliance Foundry sales professionals if any dimension is critical to your particular installation.
- 4) Reliance Foundry reserves the right to amend design and specifications without prior notice for product improvement.



## Tools needed:

- 1) Measuring tape
- 2) 1 1/2" wrench
- 3) 3/16" hex key

## General Description:

The R-7593 Decorative Bollard is modelled after cannon barrels once used as boundary markers to demarcate newly conquered territories. Use R-7593 bollards to establish a commanding presence for high-profile buildings. Made from versatile ductile iron, its wide body suits larger pipe reinforcement (up to 8" diameter) for better impact protection. Bollard surfaces are protected by a durable powder coating, available in 6 standard colors, to prevent wear and corrosion. Use as fixed, stand-alone bollards or cover impact-resistant security posts.

## Specifications:

Height: 53 3/4"  
Base Diameter: 16"  
Weight: 210 lbs ( Bollard Only )  
Material: Ductile Iron  
Max. Interior Security Post Size:  
8" x 36" (Diameter x Height)

## Finish Options:

- ⊙ Polyester Powdercoated

See Reliance Foundry's standard color options at:  
[www.reliance-foundry.com/bollard/colors-bollards](http://www.reliance-foundry.com/bollard/colors-bollards)

## Installation Options:

- Fixed - Anchor Casting in New Concrete (see sheet 2 of 9)
- Fixed - Concrete Insert Anchor in Existing Concrete (see sheet 3 of 9)
- Fixed - Adhesive Anchor in Existing Concrete (see sheet 4 of 9)
- Fixed - Anchor Casting with Concrete Form (see sheet 5 of 9)
- ⊙ Post Cover - New Post in New Concrete (see sheet 6 of 9)
- Post Cover - New Post in Existing Concrete (see sheet 7 of 9)
- Post Cover - Existing Post with Adhesive Anchor (see sheet 8 of 9)
- Post Cover - Existing Post with Concrete Anchor (see sheet 9 of 9)

For more information on bollard post installation, please visit:  
[www.reliance-foundry.com/bollard/installation-bollards](http://www.reliance-foundry.com/bollard/installation-bollards)

## Care and Maintenance:

Reliance's line of bollards are finished with a long-lasting powder-coating. Proper care and maintenance are required. Regularly-performed inspections and routine cleaning will ensure that a bollard retains its aesthetic appeal and does not become damaged by the elements.

See Reliance Foundry's maintenance guide at:  
[www.reliance-foundry.com/bollard/maintenance-bollards](http://www.reliance-foundry.com/bollard/maintenance-bollards)

**RELIANCE FOUNDRY**  
— SINCE 1925 —

Unit 207, 6450 - 148 Street, Surrey, BC V3S 7G7, Canada  
1-877-789-3245 info@reliance-foundry.com  
[www.reliance-foundry.com](http://www.reliance-foundry.com)

TITLE

**Bollard R-7593**

SIZE

**C**

DWG NO

**R7593**

REV

**C4**

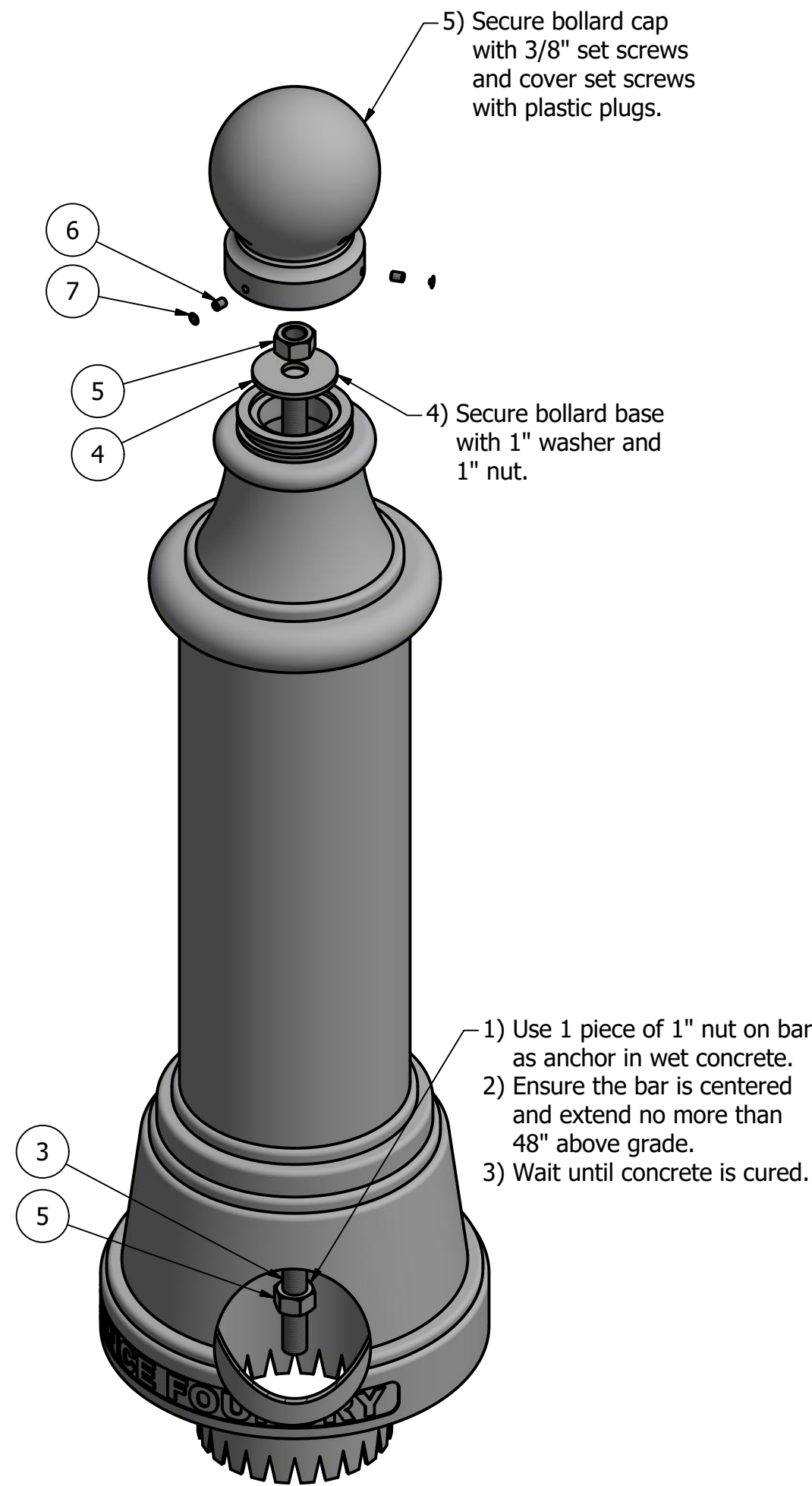
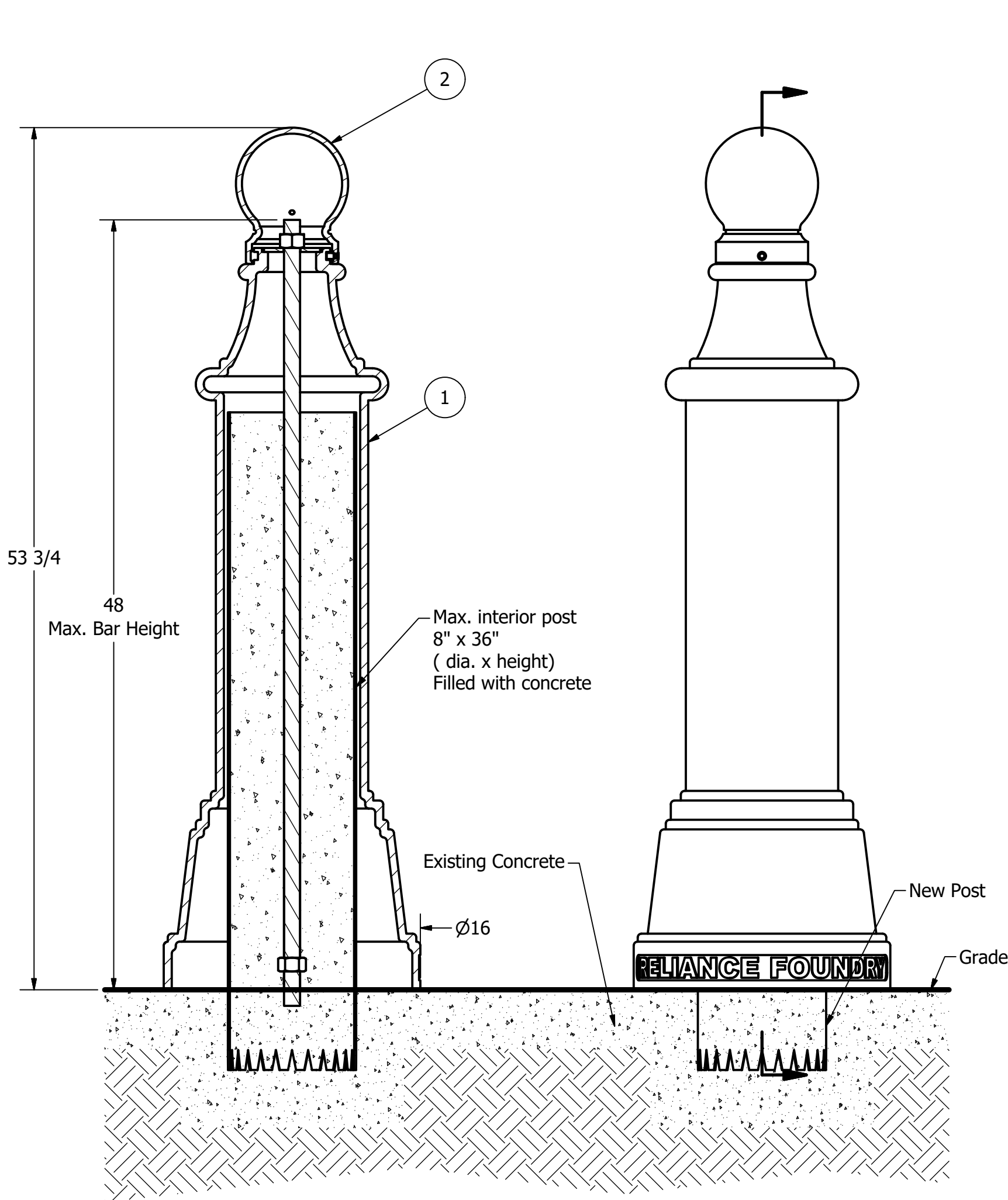
COPYRIGHT RESERVED THIS PLAN DRAWING AND DESIGN ARE, AND AT ALL TIMES REMAIN, THE EXCLUSIVE PROPERTY OF RELIANCE FOUNDRY CO. LTD.

NOT TO SCALE

SHEET 6 OF 9



# Bollard R-7593



## General Description:

The R-7593 Decorative Bollard is modelled after cannon barrels once used as boundary markers to demarcate newly conquered territories. Use R-7593 bollards to establish a commanding presence for high-profile buildings. Made from versatile ductile iron, its wide body suits larger pipe reinforcement (up to 8" diameter) for better impact protection. Bollard surfaces are protected by a durable powder coating, available in 6 standard colors, to prevent wear and corrosion. Use as fixed, stand-alone bollards or cover impact-resistant security posts.

## Specifications:

Height: 53 3/4"  
Base Diameter: 16"  
Weight: 210 lbs ( Bollard Only )  
Material: Ductile Iron  
Max. Interior Security Post Size:  
8" x 36" (Diameter x Height)

## Finish Options:

⊙ Polyester Powdercoated

See Reliance Foundry's standard color options at:  
[www.reliance-foundry.com/bollard/colors-bollards](http://www.reliance-foundry.com/bollard/colors-bollards)

## Installation Options:

- Fixed - Anchor Casting in New Concrete (see sheet 2 of 9)
- Fixed - Concrete Insert Anchor in Existing Concrete (see sheet 3 of 9)
- Fixed - Adhesive Anchor in Existing Concrete (see sheet 4 of 9)
- Fixed - Anchor Casting with Concrete Form (see sheet 5 of 9)
- Post Cover - New Post in New Concrete (see sheet 6 of 9)
- ⊙ Post Cover - New Post in Existing Concrete (see sheet 7 of 9)
- Post Cover - Existing Post with Adhesive Anchor (see sheet 8 of 9)
- Post Cover - Existing Post with Concrete Anchor (see sheet 9 of 9)

For more information on bollard post installation, please visit:  
[www.reliance-foundry.com/bollard/installation-bollards](http://www.reliance-foundry.com/bollard/installation-bollards)

## Care and Maintenance:

Reliance's line of bollards are finished with a long-lasting powder-coating. Proper care and maintenance are required. Regularly-performed inspections and routine cleaning will ensure that a bollard retains its aesthetic appeal and does not become damaged by the elements.

See Reliance Foundry's maintenance guide at:  
[www.reliance-foundry.com/bollard/maintenance-bollards](http://www.reliance-foundry.com/bollard/maintenance-bollards)

### Notes:

- 1) Bollard post is provided as shown. Concrete, foundation and/or installation ordered separately or provided by others.
- 2) Minimum foundation sizes depend on local soil conditions, weather conditions, and engineering requirements.
- 3) Dimensions provided herein is for reference only. Please consult Reliance Foundry sales professionals if any dimension is critical to your particular installation.
- 4) Reliance Foundry reserves the right to amend design and specifications without prior notice for product improvement.

### Tools needed:

- 1) Measuring tape
- 2) 1 1/2" wrench
- 3) 3/16" hex key

### PARTS LIST

ITEM	QTY	PART NUMBER	DESCRIPTION	MATERIAL	WEIGHT
1	1	R7593B	R7593 Base	Ductile Iron Powder Coated	195 lbs
2	1	R7593C	R7593 Cap	Ductile Iron Powder Coated	15 lbs
3	1	R7500BAR 1"	R7500 Threaded Bar 1" x 49"	Steel Plated	9 1/8 lbs
4	1	Washer 1" OD 3 1/2"	Washer 1" OD 3 1/2" Thick 1/4"	Steel Plated	5/8 lbs
5	2	Hex Nut 1"	Hex Nut 1" - requires 1 1/2" wrench	Steel Plated	1/4 lbs
6	3	Hexagon Socket Set Screw 3/8" x 1/2"	Hexagon Socket Set Screw 3/8" x 1/2" - requires 3/16" hex key	Stainless Steel	
7	3	Polyethylene Plug 3/8"	Polyethylene Plug 3/8"	LDPE Black	

COPYRIGHT RESERVED THIS PLAN DRAWING AND DESIGN ARE, AND AT ALL TIMES REMAIN, THE EXCLUSIVE PROPERTY OF RELIANCE FOUNDRY CO. LTD.

**RELIANCE FOUNDRY**  
— SINCE 1925 —

Unit 207, 6450 - 148 Street, Surrey, BC V3S 7G7, Canada  
1-877-789-3245 info@reliance-foundry.com  
[www.reliance-foundry.com](http://www.reliance-foundry.com)

TITLE

**Bollard R-7593**

SIZE

**C**

DWG NO

**R7593**

REV

**C4**

NOT TO SCALE

SHEET 7 OF 9

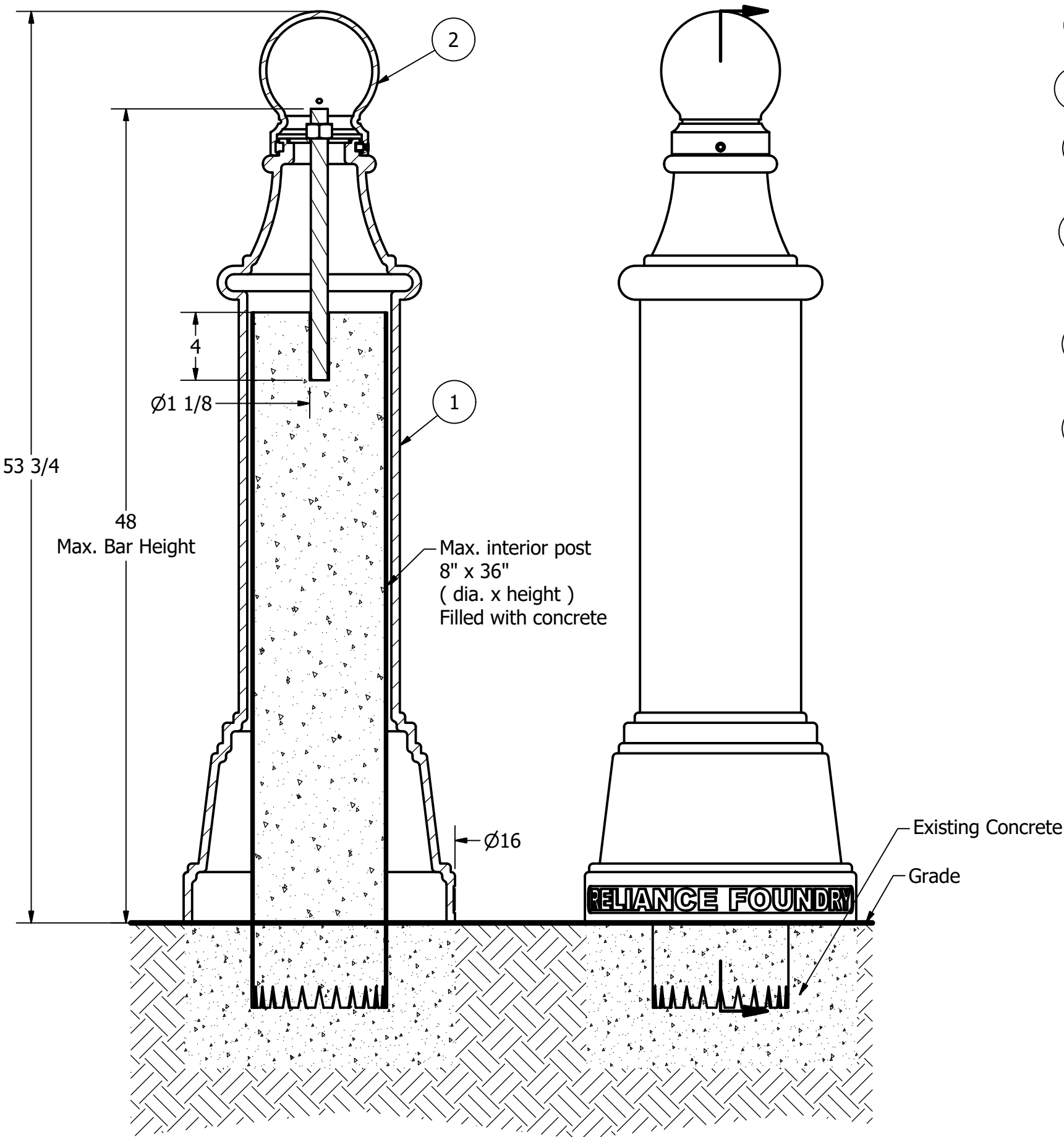
# Bollard R-7593

D

C

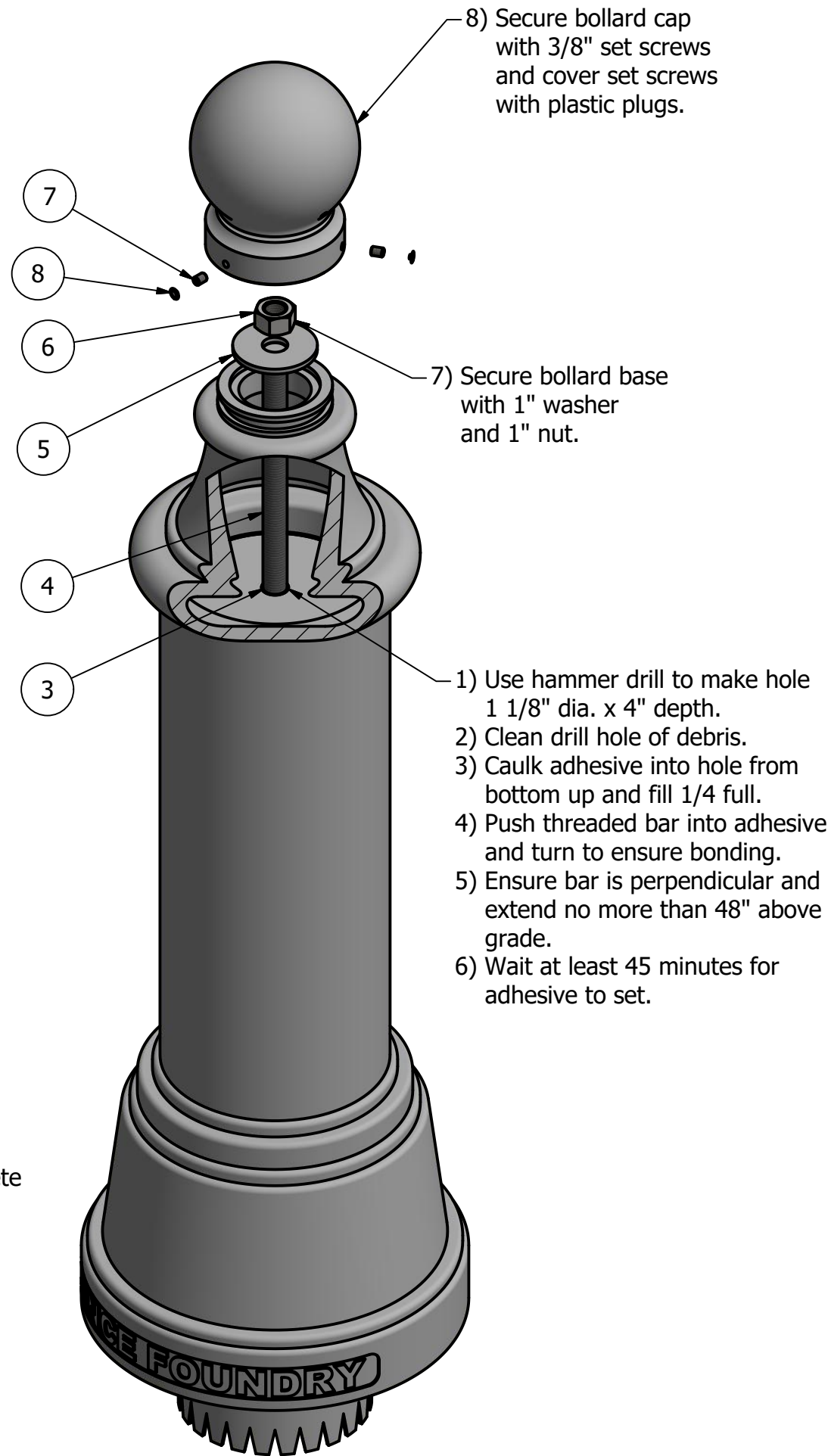
B

A



## Notes:

- 1) Bollard post is provided as shown. Concrete, foundation and/or installation ordered separately or provided by others.
- 2) Minimum foundation sizes depend on local soil conditions, weather conditions, and engineering requirements.
- 3) Dimensions provided herein is for reference only. Please consult Reliance Foundry sales professionals if any dimension is critical to your particular installation.
- 4) Reliance Foundry reserves the right to amend design and specifications without prior notice for product improvement.



- Tools needed:
- 1) Measuring tape
  - 2) 1 1/2" wrench
  - 3) 3/16" hex key
  - 4) Hammer drill
  - 5) 1 1/8" Masonry drill bit
  - 6) Caulking gun and utility knife

## General Description:

The R-7593 Decorative Bollard is modelled after cannon barrels once used as boundary markers to demarcate newly conquered territories. Use R-7593 bollards to establish a commanding presence for high-profile buildings. Made from versatile ductile iron, its wide body suits larger pipe reinforcement (up to 8" diameter) for better impact protection. Bollard surfaces are protected by a durable powder coating, available in 6 standard colors, to prevent wear and corrosion. Use as fixed, stand-alone bollards or cover impact-resistant security posts.

## Specifications:

Height: 53 3/4"  
Base Diameter: 16"  
Weight: 210 lbs ( Bollard Only )  
Material: Ductile Iron  
Max. Interior Security Post Size:  
8" x 36" (Diameter x Height)

## Finish Options:

- ⊙ Polyester Powdercoated

See Reliance Foundry's standard color options at:  
[www.reliance-foundry.com/bollard/colors-bollards](http://www.reliance-foundry.com/bollard/colors-bollards)

## Installation Options:

- Fixed - Anchor Casting in New Concrete (see sheet 2 of 9)
- Fixed - Concrete Insert Anchor in Existing Concrete (see sheet 3 of 9)
- Fixed - Adhesive Anchor in Existing Concrete (see sheet 4 of 9)
- Fixed - Anchor Casting with Concrete Form (see sheet 5 of 9)
- Post Cover - New Post in New Concrete (see sheet 6 of 9)
- Post Cover - New Post in Existing Concrete (see sheet 7 of 9)
- ⊙ Post Cover - Existing Post with Adhesive Anchor (see sheet 8 of 9)
- Post Cover - Existing Post with Concrete Anchor (see sheet 9 of 9)

For more information on bollard post installation, please visit:  
[www.reliance-foundry.com/bollard/installation-bollards](http://www.reliance-foundry.com/bollard/installation-bollards)

## Care and Maintenance:

Reliance's line of bollards are finished with a long-lasting powder-coating. Proper care and maintenance are required. Regularly-performed inspections and routine cleaning will ensure that a bollard retains its aesthetic appeal and does not become damaged by the elements.

See Reliance Foundry's maintenance guide at:  
[www.reliance-foundry.com/bollard/maintenance-bollards](http://www.reliance-foundry.com/bollard/maintenance-bollards)

**RELIANCE FOUNDRY**  
— SINCE 1925 —

Unit 207, 6450 - 148 Street, Surrey, BC V3S 7G7, Canada  
1-877-789-3245 info@reliance-foundry.com  
[www.reliance-foundry.com](http://www.reliance-foundry.com)

TITLE

**Bollard R-7593**

SIZE  
**C**

DWG NO  
**R7593**

REV  
**C4**

NOT TO SCALE

SHEET 8 OF 9

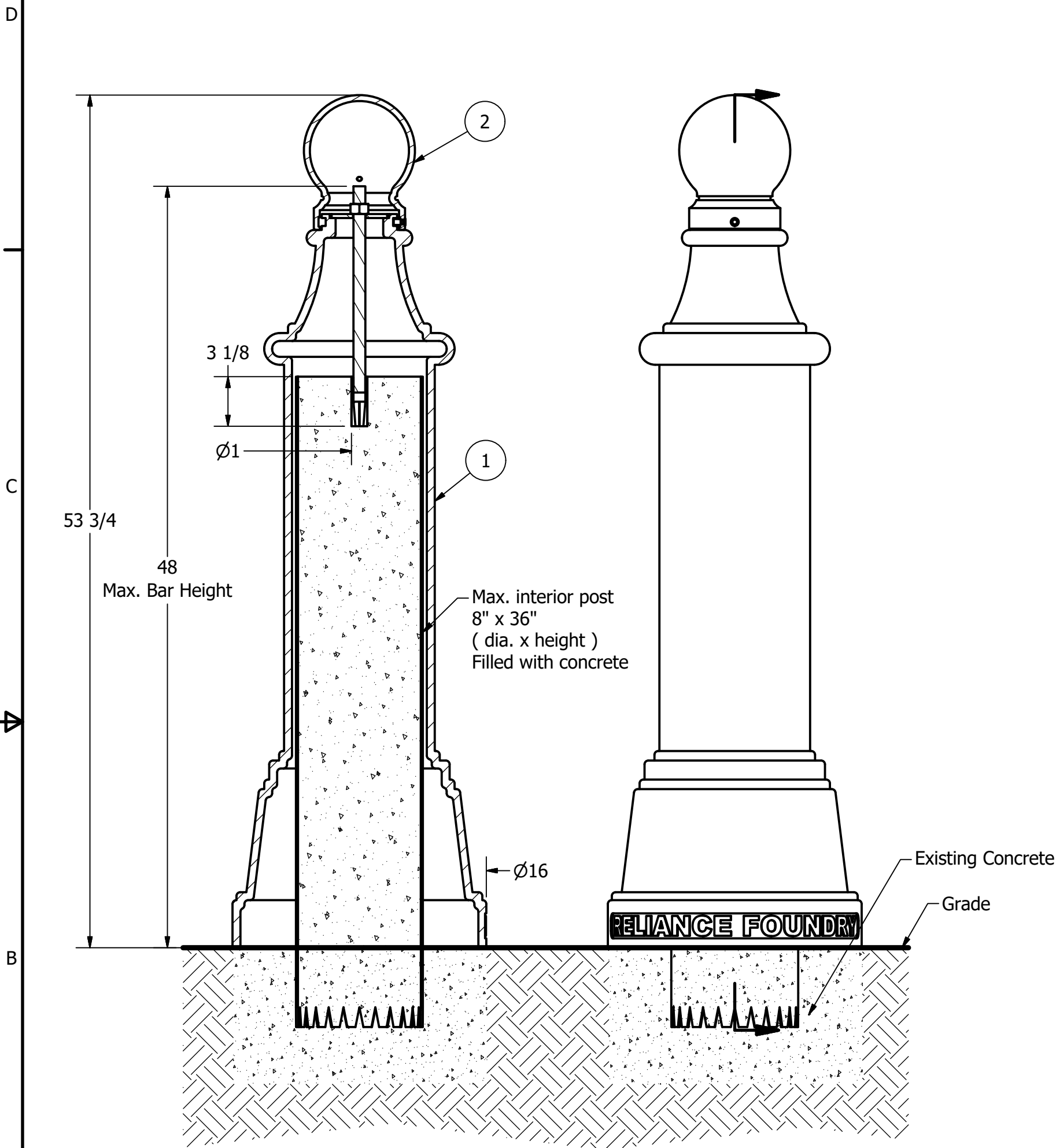
## PARTS LIST

ITEM	QTY	PART NUMBER	DESCRIPTION	MATERIAL	WEIGHT
1	1	R7593B	R7593 Base	Ductile Iron Powder Coated	195 lbs
2	1	R7593C	R7593 Cap	Ductile Iron Powder Coated	15 lbs
3	1	Adhesive Anchor	AC100+ Gold Adhesive Anchoring System	Vinylester Adhesive Mortar	5/8 lbs
4	1	R7500BAR 1"	R7500 Threaded Bar 1" Custom Order Length	Steel Plated	TBD
5	1	Washer 1" OD 3 1/2"	Washer 1" OD 3 1/2" Thick 1/4"	Steel Plated	5/8 lbs
6	1	Hex Nut 1"	Hex Nut 1" - requires 1 1/2" wrench	Steel Plated	1/4 lbs
7	3	Hexagon Socket Set Screw 3/8" x 1/2"	Hexagon Socket Set Screw 3/8" x 1/2" - requires 3/16" hex key	Stainless Steel	
8	3	Polyethylene Plug 3/8"	Polyethylene Plug 3/8"	LDPE Black	

COPYRIGHT RESERVED THIS PLAN DRAWING AND DESIGN ARE, AND AT ALL TIMES REMAIN, THE EXCLUSIVE PROPERTY OF RELIANCE FOUNDRY CO. LTD.

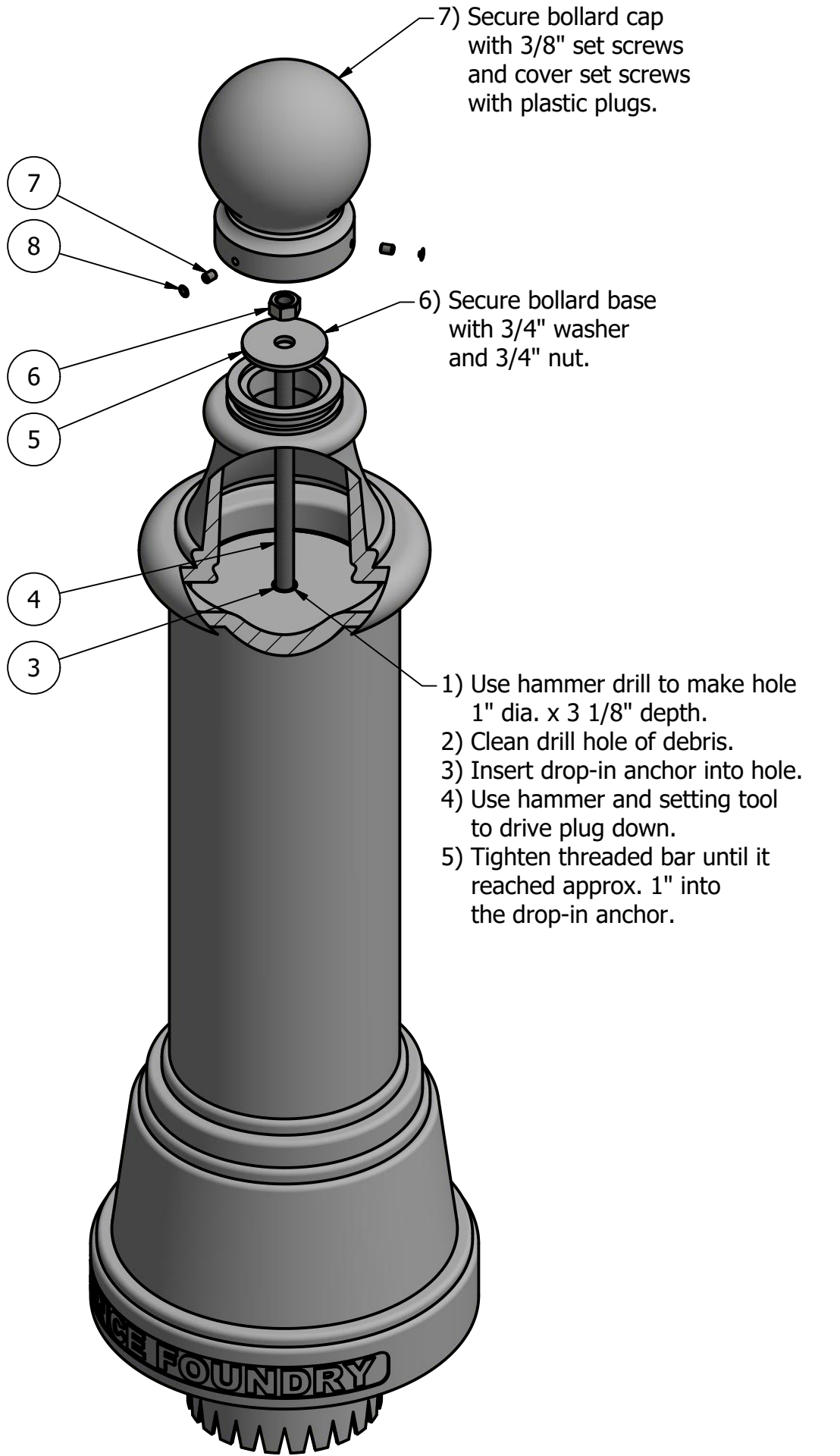


# Bollard R-7593



## Notes:

- 1) Bollard post is provided as shown. Concrete, foundation and/or installation ordered separately or provided by others.
- 2) Minimum foundation sizes depend on local soil conditions, weather conditions, and engineering requirements.
- 3) Dimensions provided herein is for reference only. Please consult Reliance Foundry sales professionals if any dimension is critical to your particular installation.
- 4) Reliance Foundry reserves the right to amend design and specifications without prior notice for product improvement.



- Tools needed:
- 1) Measuring tape
  - 2) 1 1/8 inch wrench
  - 3) 3/16 inch hex key
  - 4) Hammer drill
  - 5) 1 inch Masonry drill bit
  - 6) Hammer
  - 7) Drop-in concrete insert setting tool

## General Description:

The R-7593 Decorative Bollard is modelled after cannon barrels once used as boundary markers to demarcate newly conquered territories. Use R-7593 bollards to establish a commanding presence for high-profile buildings. Made from versatile ductile iron, its wide body suits larger pipe reinforcement (up to 8" diameter) for better impact protection. Bollard surfaces are protected by a durable powder coating, available in 6 standard colors, to prevent wear and corrosion. Use as fixed, stand-alone bollards or cover impact-resistant security posts.

## Specifications:

Height: 53 3/4"  
Base Diameter: 16"  
Weight: 210 lbs ( Bollard Only )  
Material: Ductile Iron  
Max. Interior Security Post Size:  
8" x 36" (Diameter x Height)

## Finish Options:

- Polyester Powdercoated

See Reliance Foundry's standard color options at:  
[www.reliance-foundry.com/bollard/colors-bollards](http://www.reliance-foundry.com/bollard/colors-bollards)

## Installation Options:

- Fixed - Anchor Casting in New Concrete (see sheet 2 of 9)
- Fixed - Concrete Insert Anchor in Existing Concrete (see sheet 3 of 9)
- Fixed - Adhesive Anchor in Existing Concrete (see sheet 4 of 9)
- Fixed - Anchor Casting with Concrete Form (see sheet 5 of 9)
- Post Cover - New Post in New Concrete (see sheet 6 of 9)
- Post Cover - New Post in Existing Concrete (see sheet 7 of 9)
- Post Cover - Existing Post with Adhesive Anchor (see sheet 8 of 9)
- Post Cover - Existing Post with Concrete Anchor (see sheet 9 of 9)

For more information on bollard post installation, please visit:  
[www.reliance-foundry.com/bollard/installation-bollards](http://www.reliance-foundry.com/bollard/installation-bollards)

## Care and Maintenance:

Reliance's line of bollards are finished with a long-lasting powder-coating. Proper care and maintenance are required. Regularly-performed inspections and routine cleaning will ensure that a bollard retains its aesthetic appeal and does not become damaged by the elements.

See Reliance Foundry's maintenance guide at:  
[www.reliance-foundry.com/bollard/maintenance-bollards](http://www.reliance-foundry.com/bollard/maintenance-bollards)

**RELIANCE FOUNDRY**  
— SINCE 1925 —

Unit 207, 6450 - 148 Street, Surrey, BC V3S 7G7, Canada  
1-877-789-3245 info@reliance-foundry.com  
[www.reliance-foundry.com](http://www.reliance-foundry.com)

TITLE

**Bollard R-7593**

SIZE

**C**

DWG NO

**R7593**

REV

**C4**

COPYRIGHT RESERVED THIS PLAN DRAWING AND DESIGN ARE, AND AT ALL TIMES REMAIN, THE EXCLUSIVE PROPERTY OF RELIANCE FOUNDRY CO. LTD.

NOT TO SCALE

SHEET 9 OF 9